



COMPACT POWER

Electric actuator

The CP series Electric actuator provide an output torque of 71 in-lb and it is available in AC and DC voltage. Compact package to fit in restricted spaces. The CP series has an ISO 5211 mounting interface for direct assembly.

TECHNICAL FEATURES

- Torque output up to 71 in-lb (8 Nm)
- Suitable for actuatable valves (RuB valves up to 1 1/4" size; only for s.64 LT and s.65)
- Power supply:
 - 220-240V AC 50/60Hz
 - 110-120V AC 50/60Hz;
 - 24V AC 50-60Hz;
 - 24V DC / AC 50-60Hz;
 - 3.5÷12 V DC; 12 V DC; 24V DC;
- Motor power consumption only during operation:
 - DC and DC/AC: 5.5W;
 - AC: 8W
- Operation time (90°):
 - DC and DC/AC: 3 sec;
 - AC 50Hz: 20 sec;
 - AC 60Hz: 15 sec
- Standard power cable length: 31" (0.8m)
- Working temperature -4°F (-20°C) to +180°F (+80°C)*
*UL approval up to +70°C (+160°F)
- Control Type: 2P (ON-OFF) or 3P (INTERMEDIATE POSITION)
- 2 Micro-switches for open-close signals:
 - Standard: motor-voltage switches
 - Optional: free-auxiliary switches
- Micro-switches can pass up to 1A

- Bidirectional motor
- DC brushless motor
- Over 100.000 cycle life tests made
- Duty cycle 60%
- Direct mount on valve for perfect shaft alignment
- Positive orientation between ball valve and actuator
- Actuator easily removable for manual operating by screwdriver (s.31)
- Visual position indicator
- Corrosion resistant PC plastic housing
- The gearbox structure is made of steel

IN COMPLIANCE WITH

- UL-listed Class XABE
- IEC/CE:
 - Low voltage directive (LVD) 2014/35/EU
 - Electromagnetic Compatibility Directive (EMCD) 2014/30/EU
 - IEC/EN 60730-1 Automatic electrical controls for household and similar use - Part 1: General requirements
 - IEC/EN 60730-2-14 Automatic electrical controls for household and similar use - Part 2-14: Particular requirements for electric actuators
- IEC 60529: IP65 degrees
- ANSI/NEMA 250: Enclosures for Electrical Equipment NEMA 4X
- IEC/EN 60730-1: IEC Electric Protection Class
 - 110VAC e 220VAC: Class 2 (II)
 - Other voltage: Class 3 (III)

HOW TO ORDER:

POWER SUPPLY	CONTROL TYPE	OPERATING TIME 90°	POWER CONSUMPTION	CODE	
				with 2 Motor-voltage Switches	with 2 Free Auxiliary Switches
220 - 240V AC	2 point	15/20 sec*	8W	-	CP08A2K00100
220 - 240V AC	3 point	15/20 sec*	8W	-	CP08A3K00100
110 - 120V AC	2 point	15/20 sec*	8W	-	CP08B2K00100
110 - 120V AC	3 point	15/20 sec*	8W	-	CP08B3K00100
24V AC	2 point	15/20 sec*	8W	-	CP08C2K00100
24V AC	3 point	15/20 sec*	8W	-	CP08C3K00100
24V DC	2 point	3 sec	5.5W	CP08D2J00200	CP08D2K00200
24V DC	3 point	3 sec	5.5W	CP08D3J00200	CP08D3K00200
24V AC DC	2 point	3 sec	5.5W	-	CP08E2K00300
24V AC DC	3 point	3 sec	5.5W	-	CP08E3K00300
12V DC	2 point	3 sec	5.5W	CP08F2J00200	CP08F2K00200
12V DC	3 point	3 sec	5.5W	CP08F3J00200	CP08F3K00200
3.5 - 12V DC	2 point	3 sec	5.5W	-	CP08G2K00200
3.5 - 12V DC	3 point	3 sec	5.5W	-	CP08G3K00200

*AC 50Hz: 20 sec; AC 60Hz: 15 sec

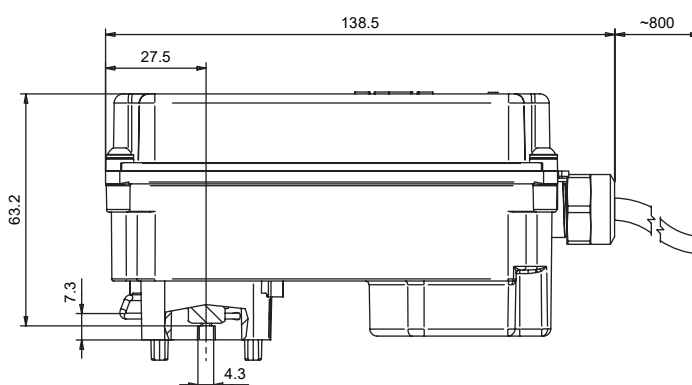
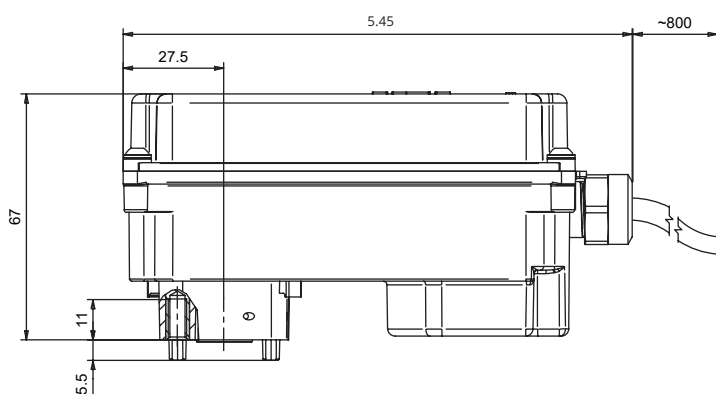
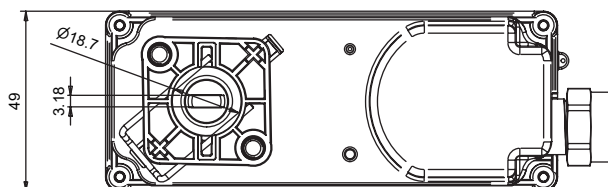
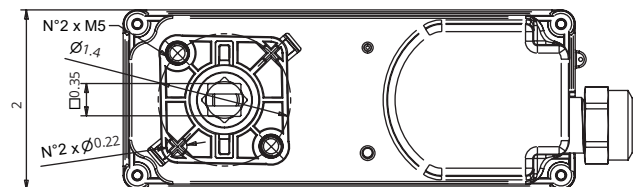


COMPACT POWER

DIMENSIONS (INCH)

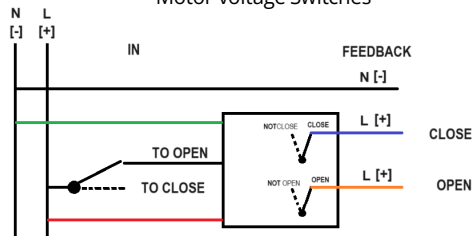
FLANGE ISO 5211 F03

S.31

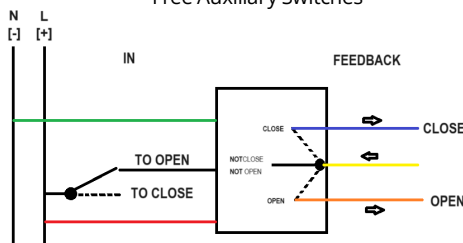


WIRING DIAGRAM FOR 2 POINT CONTROL - V AC / V DC MODEL

Motor-voltage Switches

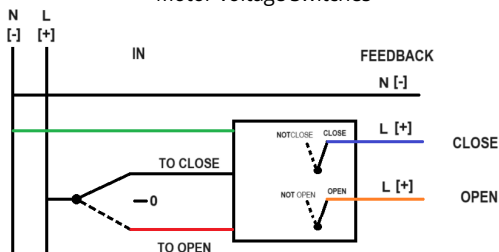


Free Auxiliary Switches

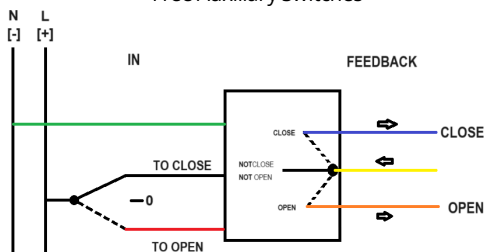


WIRING DIAGRAM FOR 3 POINT CONTROL - V AC / V DC MODEL

Motor-voltage Switches

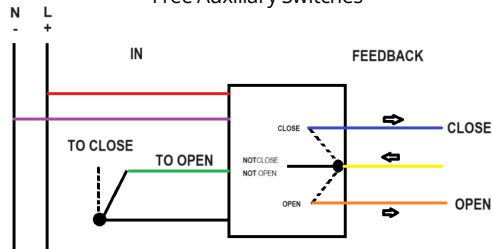


Free Auxiliary Switches



WIRING DIAGRAM FOR 2 AND 3 POINT CONTROL - V AC-DC MODEL

Free Auxiliary Switches






CP8 VALVES COMBINATIONS


Simple assembly operation
DUAL ACTUATOR-VALVE INTERFACE

QUICK CONNECT
MOUNTING KIT INCLUDED



S.31	ΔP	1/4"	3/8"	1/2"	3/4"
		AV31BF3	AV31CF3	AV31DF3	AV31EF3
	0 ÷ 16 Bar (0 ÷ 232 PSI)	•	•	•	•

INTEGRATED ISO 5211 FLANGE
MOUNTING KIT INCLUDED



S.64 Low Torque	ΔP	1/2"	3/4"	1"	1 1/4"
		S64DxxA	S64ExxA	S64FxxA	S64GxxA
	0 ÷ 6 Bar (0 ÷ 87 PSI)	-	-	•	•
	6 ÷ 16 Bar (87 ÷ 232 PSI)	-	-	•	•



S.64 K.64	ΔP	1/2"	3/4"	1"	1 1/4"
		S64Dxx	S64Exx	S64Fxx	S64Gxx
	0 ÷ 15 Bar (0 ÷ 217 PSI)	•	•	•	-
	15 ÷ 40 Bar (217 ÷ 580 PSI)	•	•	•	-



S.65	ΔP	1/2"	3/4"	1"	1 1/4"
		S65Dxx	S65Exx	S65Fxx	S65Gxx
	0 ÷ 16 Bar (0 ÷ 232 PSI)	•	•	•	•



S.76	ΔP	1/2"	3/4"	1"	1 1/4"
		S76Dxx	S76Exx	S76Fxx	S76Gxx
	0 ÷ 16 Bar (0 ÷ 232 PSI)	•	•	•	-